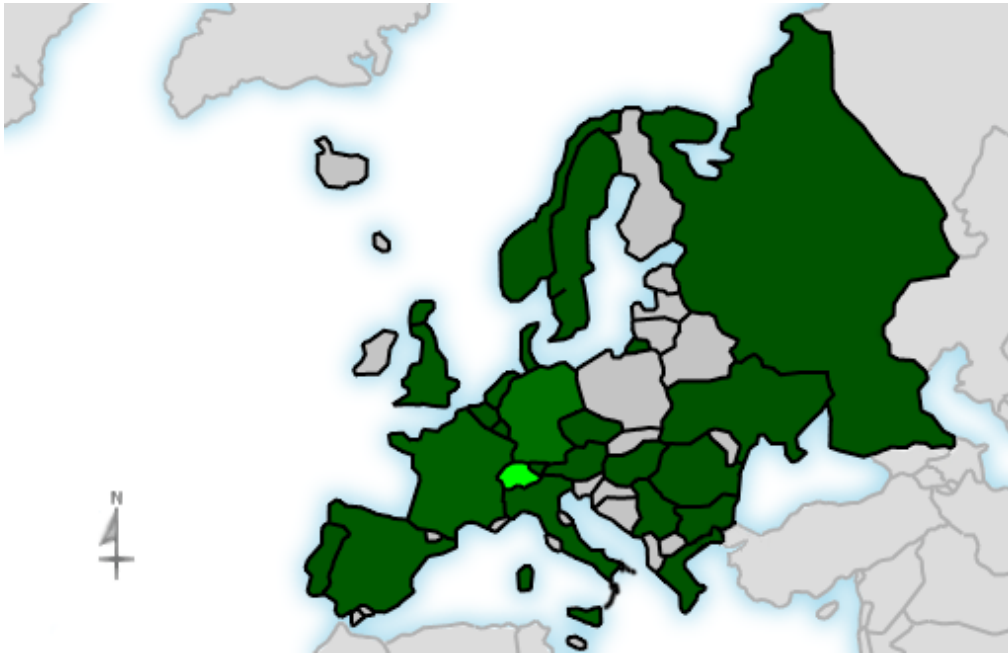


## Geographic Info > European Country

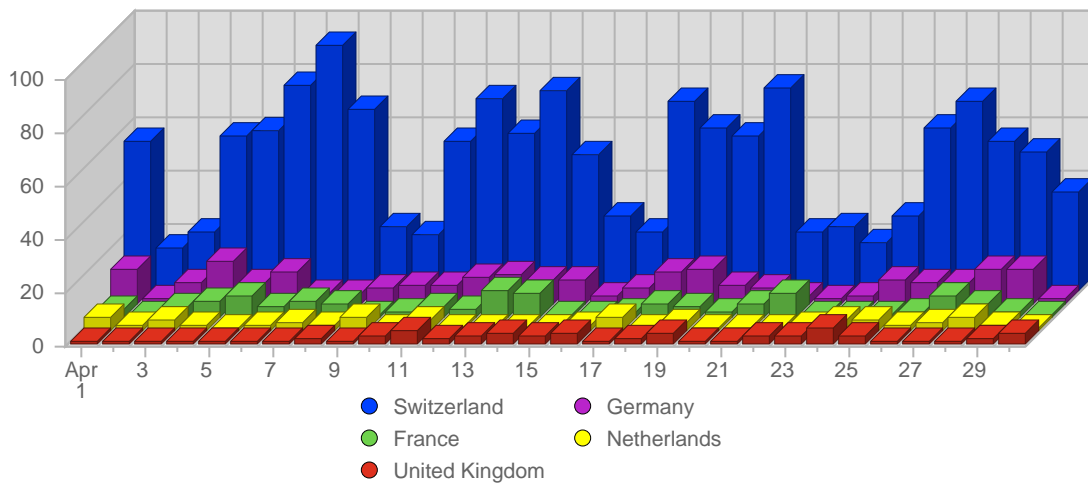
### Report Description

Report Description: European Countries that Visitors came from during the month of April 2011  
 Report Range: Month of April 2011  
 Report Scope: Historical Data  
 List Size: 23 of 23

### Breakdown




### Breakdown



#		Country	Total Visits	Average Visits Historically	Change	Percent of Visits
1.		Switzerland	1,492	1,316.00	-423 ▼	70.11%
2.		Germany	234	212.83	-83 ▼	10.00%
3.		France	111	112.67	-39 ▼	5.22%
4.		Netherlands	70	89.17	-46 ▼	3.29%
5.		United Kingdom	56	15.75	+45 ▲	2.63%
6.		Spain	55	36.42	+27 ▲	2.59%
7.		Italy	40	25.83	+5 ▲	1.88%
8.		Austria	12	28.33	-21 ▼	0.56%
9.		Luxembourg	12	3.18	+10 ▲	0.56%
10.		Liechtenstein	12	11.33	+6 ▲	0.56%
11.		Belgium	8	12.42	-10 ▼	0.38%
12.		Ukraine	6	5.11	-10 ▼	0.28%
13.		Czech Republic	6	3.00	-1 ▼	0.28%
14.		Greece	2	4.92	-5 ▼	0.09%
15.		Sweden	2	10.83	0 ▬	0.09%
16.		Norway	2	2.00	-3 ▼	0.09%
17.		Denmark	2	4.00	-1 ▼	0.09%
18.		Portugal	1	0.00	+1 ▲	0.05%
19.		Russia	1	1.63	-3 ▼	0.05%
20.		Romania	1	3.25	+1 ▲	0.05%
21.		Hungary	1	3.50	-6 ▼	0.05%
22.		Bulgaria	1	2.17	+1 ▲	0.05%

Continued on Page 3 ...

... continued from Page 2

23.		Yugoslavia	1	-	+1 ▲	0.05%
			2,128	1,894		