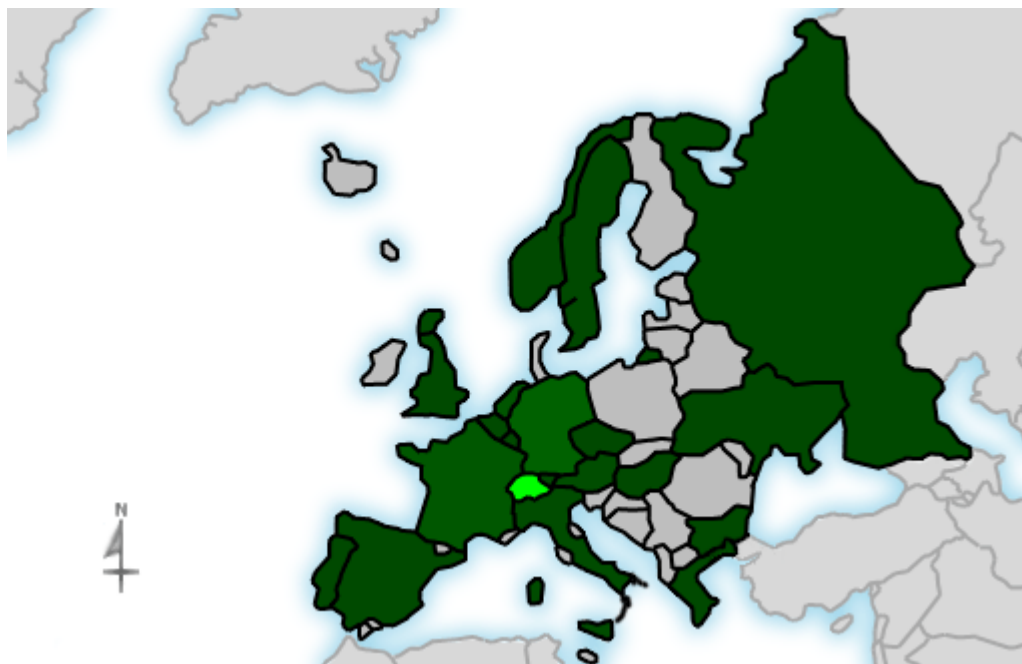


Geographic Info > European Country

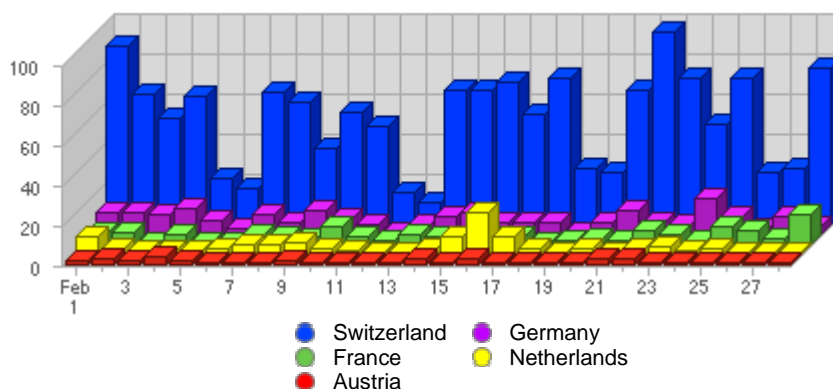
Report Description

Report Description: European Countries that Visitors came from during the month of February 2011  
 Report Range: Month of February 2011  
 Report Scope: Historical Data  
 List Size: 20 of 20











Map



Activity Breakdown



#	Flag	Country	Total Visits	Average Visits Historically	Change	Percent of Visits
1.		Switzerland	1,487	1,261.55	-112 ▼	72.18%
2.		Germany	213	203.36	+10 ▲	10.34%
3.		France	122	109.27	-27 ▼	5.92%
4.		Netherlands	105	86.73	+35 ▲	5.10%
5.		Austria	35	27.91	+8 ▲	1.70%
6.		Italy	25	25.00	-4 ▼	1.21%

7.		Spain	13	37.18	-22 ▼	0.63%
8.		United Kingdom	12	16.60	-19 ▼	0.58%
9.		Belgium	11	11.91	-4 ▼	0.53%
10.		Liechtenstein	10	11.82	-7 ▼	0.49%
11.		Ukraine	7	3.75	+6 ▲	0.34%
12.		Sweden	5	12.30	-3 ▼	0.24%
13.		Portugal	3	0.00	+1 ▲	0.15%
14.		Hungary	3	-	+3 ▲	0.15%
15.		Bulgaria	3	2.17	0 ▬	0.15%
16.		Norway	2	1.40	+1 ▲	0.10%
17.		Luxembourg	1	3.30	-3 ▼	0.05%
18.		Russia	1	1.33	0 ▬	0.05%
19.		Czech Republic	1	2.67	+1 ▲	0.05%
20.		Greece	1	5.10	-3 ▼	0.05%
			2,060	1,821	-143 ▼	

Content created Thursday, March 10, 2011 12:28:25 GMT 1:00  
 LiveStats® .XSP V8.0 Copyright ©1996-2005 DeepMetrix® Corporation. All rights reserved.  
 Licensed to BizNet AG.