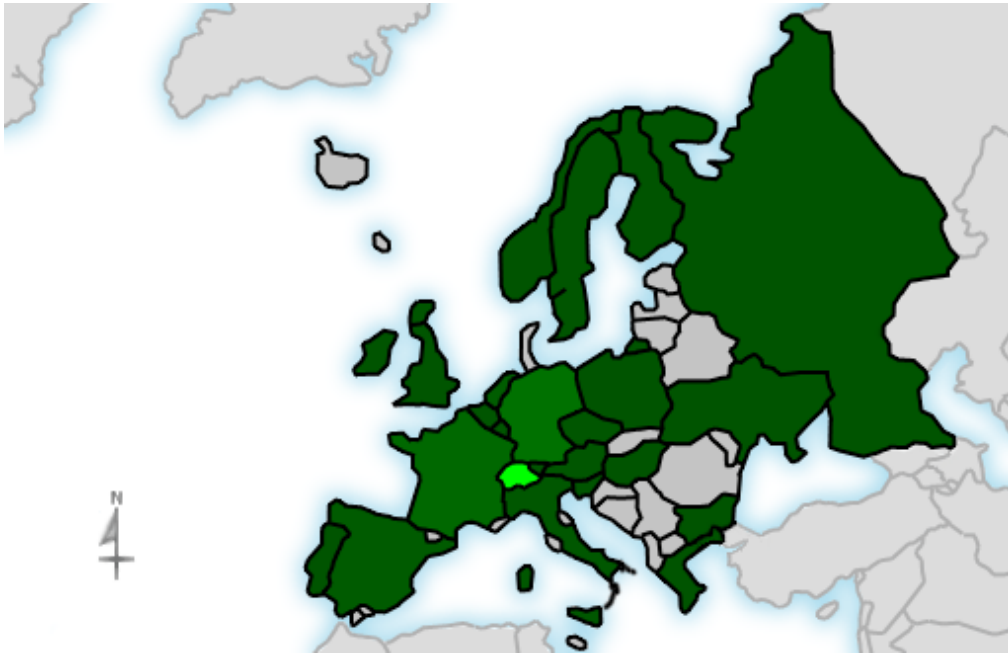


## Geographic Info > European Country

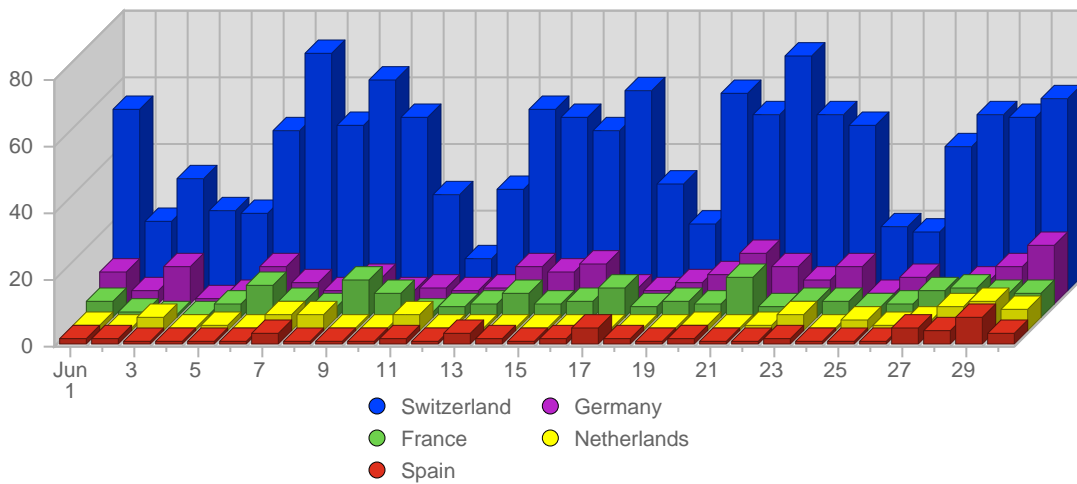
### Report Description

Report Description: European Countries that Visitors came from during the month of June 2011  
 Report Range: Month of June 2011  
 Report Scope: Historical Data  
 List Size: 24 of 24

### Breakdown





### Breakdown



#		Country	Total Visits	Average Visits Historically	Change	Percent of Visits
1.		Switzerland	1,303	1,351.86	-323 ▼	67.17%
2.		Germany	227	201.29	-47 ▼	11.70%
3.		France	158	116.71	-22 ▼	8.14%
4.		Netherlands	68	77.29	-51 ▼	3.51%
5.		Spain	56	36.14	-29 ▼	2.89%
6.		Italy	27	27.43	-12 ▼	1.39%
7.		Czech Republic	19	5.75	+9 ▲	0.98%
8.		Austria	16	23.14	-23 ▼	0.83%
9.		United Kingdom	14	25.14	-10 ▼	0.72%
10.		Sweden	13	4.14	+6 ▲	0.67%
11.		Luxembourg	9	7.86	-23 ▼	0.46%
12.		Belgium	8	13.71	-7 ▼	0.41%
13.		Ukraine	5	5.57	+2 ▲	0.26%
14.		Ireland	3	1.25	+2 ▲	0.16%
15.		Liechtenstein	3	9.57	-7 ▼	0.16%
16.		Russia	2	1.57	-1 ▼	0.10%
17.		Greece	2	3.67	+2 ▲	0.10%
18.		Finland	1	0.00	0 ▬	0.05%
19.		Norway	1	1.83	0 ▬	0.05%
20.		Hungary	1	2.25	0 ▬	0.05%
21.		Slovenia	1	0.00	0 ▬	0.05%
22.		Bulgaria	1	1.67	0 ▬	0.05%

Continued on Page 3 ...

... continued from Page 2

23.		Poland	1	0.50	+1 ▲	0.05%
24.		Portugal	1	1.50	+1 ▲	0.05%
			1,940	1,914		